

# SLICE<sup>2</sup> PI Ceiling

S



M



L



XL



Design Jean-Marc da Costa

- D** Vor Montage, Leuchtmittelwechsel und Reinigung Leuchte vom Netz trennen!  
Die Leuchte nur im Innenbereich einsetzen! Nur von Elektrofachkraft anzuschließen!
- GB** Prior to assembly, changing the lamp or cleaning the luminaire please detach it from the mains. For indoor use only. Installation by qualified personnel only.
- F** Prière de couper le courant avant tout montage, changement d'ampoule et nettoyage.  
Ce luminaire est réservé à un usage en intérieur. Installation par personnel qualifié uniquement.
- I** Scollegare la lampada dalla rete elettrica prima del montaggio, della sostituzione del corpo illuminante e della pulizia. La lampada è adatta esclusivamente per interni. Installazione da personale qualificato solo.
- E** Antes de proceder al montaje, el cambio de bombilla y la limpieza desconecte la lámpara de la red eléctrica. Instale la lámpara sólo en un lugar interior. Instalación solamente por personal calificado.
- NL** Voor montage, vervanging en reiniging de lamp van het stroomnet loskoppelen.  
De lamp alleen binnen gebruiken. Om alleen te verbinden door een erkend elektricien.

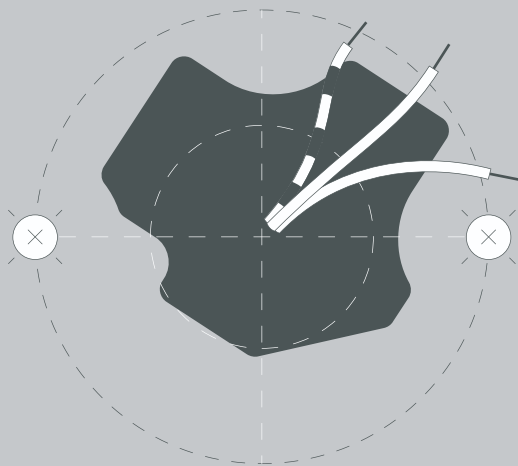


2x/3x



2x/3x

01



Ø 28 mm



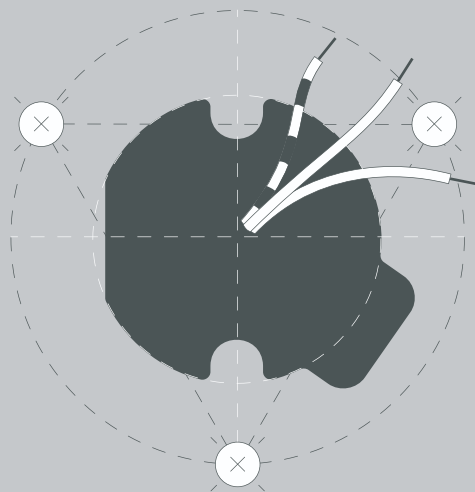
Ø 61 mm

S



Ø 6 mm

02



43 mm



$\varnothing 55 \text{ mm}$




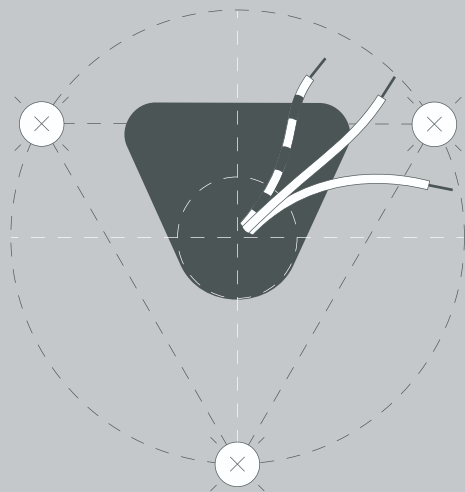
$\varnothing 86 \text{ mm}$

M



$\varnothing 6 \text{ mm}$

03



Ø 40 mm


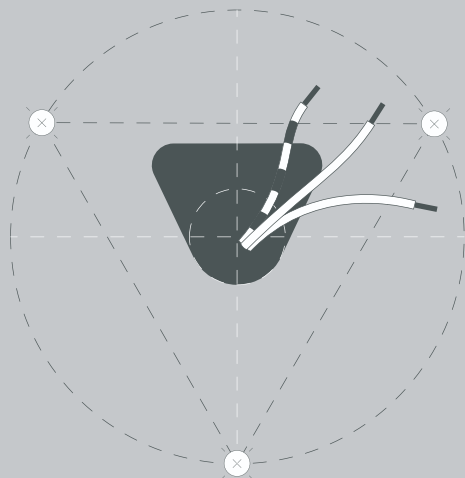
Ø 144 mm

L

Ø 6 mm



04



Ø 45 mm

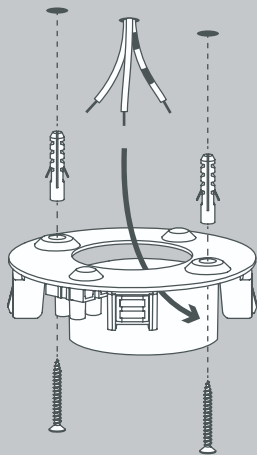
Ø 270 mm

**XL**

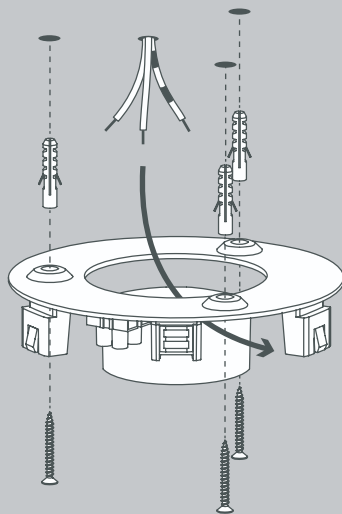
Ø 6 mm



05



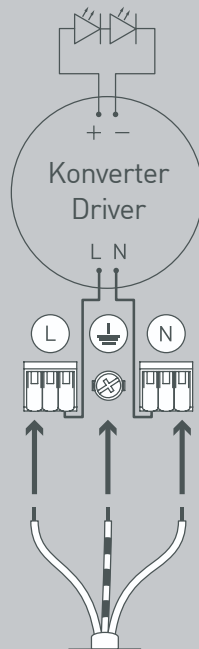
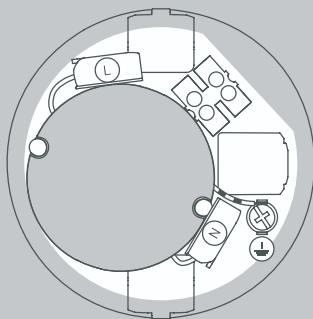
S

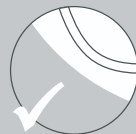
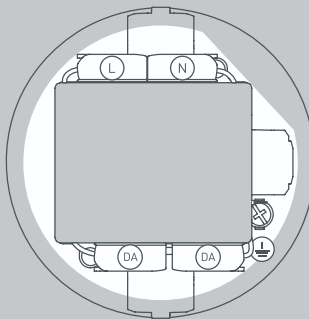
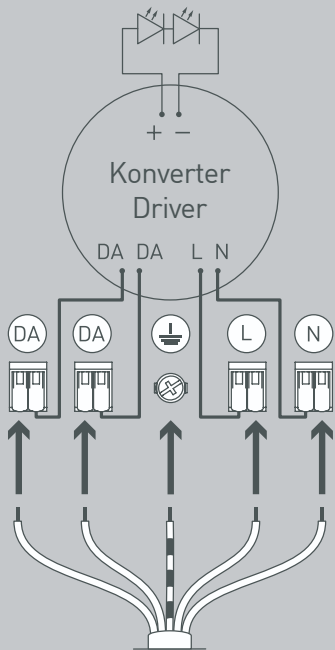


M, L, XL

07

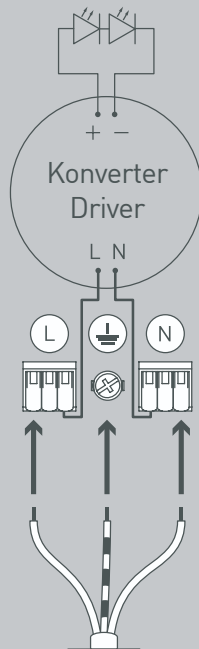
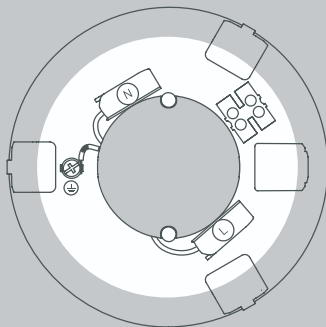
© S TRIAC/ CASAMBI

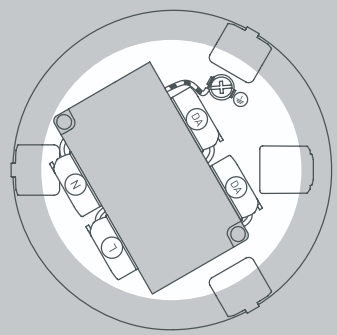
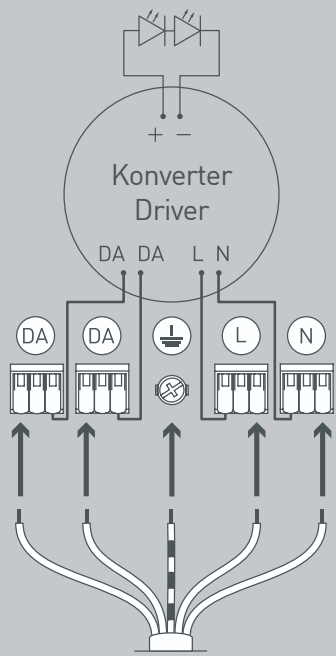




09

© M TRIAC





11

© L TRIAC/ CASAMBI

